



Non Return & Isolating Valves NRIBV

15mm & 20mm

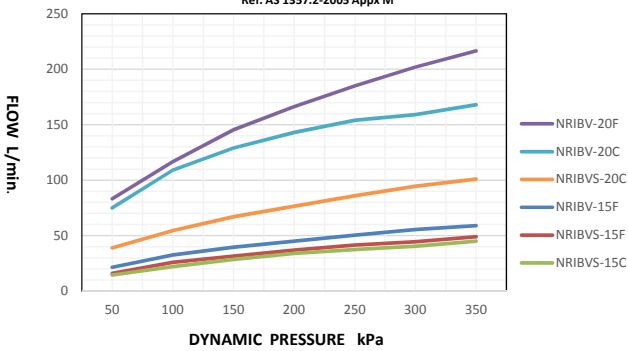


NRIBV

The NRIBV range of non return isolation valves (NRI) combine the non-return and isolating functions in one simple compact valve. The NRIBV range is available in 15mm and 20mm and with optional female, flare and nut and copper olive compression ends.

The NRIBVS range of non return isolating valves incorporate a line strainer which is designed to protect any down stream valves and or equipment. The removable strainer prevents grit and debris from entering the line.

FLOW RATE CHART
NRIBV15 and 20
Ref. AS 1357.2-2005 Appx M



MODEL NO.	DN SIZE	INLET/OUTLET	LENGTH
NRIBV-15C	15	15 (1/2") Compression	79mm
NRIBV-20C	20	20 (3/4") Compression	107mm
NRIBV-15F	15	15 (1/2") Female	64mm
NRIBV-20F	20	20 (3/4") Female	89.5mm
NRIBV-15-INV	15	15 (1/2") Flare	86mm
NRIBVS-15C	15	15 (1/2") Compression	85mm
NRIBVS-20C	20	20 (3/4") Compression	135mm
NRIBVS-15F	15	15 (1/2") Female	85mm
NRIBVS-20F	20	20 (3/4") Female	95mm

Installation Instructions


- Must be fitted in accordance with AS3500.1 and by a licensed plumber.
- Install valve with direction of flow as indicated by arrow on valve body.
- Valve suitable for horizontal or vertical installation.
- Flush plumbing before connection.
- Ensure handle is easily accessible.




NRIBV-15F




NRIBV-15C



NRIBV-15-INV



NRIBVS-15C



NRIBVS-15F

Caution: Water escaping from the drain line may be hot and could cause scolding. This valve is a Safety Valve. Excessive discharge from the drain line or operation of the small auxiliary relief valve opposite the drain can mean a malfunction within the system. Switch off the energy source and call a plumber or service person.

DISCLAIMER: Every care has been taken in the preparation of these instructions, which have been issued as a guide only. Compliance with the requirements of local Authorities is required at all times. These requirements may change from time to time. Always be aware of the local requirements. Subject to any statutory obligations and manufacturers warranties no liability can be accepted for any losses, consequential or otherwise which may arise or be said to have arisen from relying upon the contents of this installation instruction as to the fitness of any particular product for any particular purpose, use or application. The Australian Valve Group Pty Ltd reserves the right to modify designs and specifications and to withdraw and introduce products at any time without notice.



Australian Valve Group
A WATTS Brand

Unit 2, 9-11 Noble St, Kewdale, WA, 6105
Tel: 1800 AVG AUS (284 287) Fax: (08) 9353 2689
www.avg.net.au